

DAVIS COUNTY

INFLUENZA REPORT

2019-20 Influenza Season Week 52 — Week Ending 12/28/2019

LOCAL SUMMARY

ILI activity level:

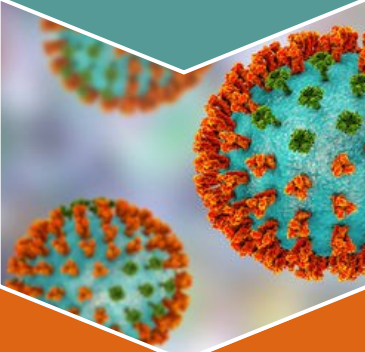
HIGH

Weekly hospitalizations:

5

Weekly ILI rate:

5.9%



Influenza-like Illness (ILI) is defined as fever (temperature of $\geq 100^{\circ}\text{F}$ [37.8°C]), cough, and/or a sore throat without a known cause other than influenza.

INFLUENZA ACTIVITY IN DAVIS COUNTY

Influenza activity in Davis County is currently at a *high* level. Due to winter recess there is no school absenteeism data to report for Week 52 (see Figure 1). There were five hospitalized influenza cases reported in Davis County during Week 52, bringing the season total to 18 cases. The influenza-like illness (ILI) rate (5.9%) continues to increase (see Figure 2).

Figure 1. Elementary School Absence Rate, Davis County, 2019-20, 2018-19, 5-Year Average

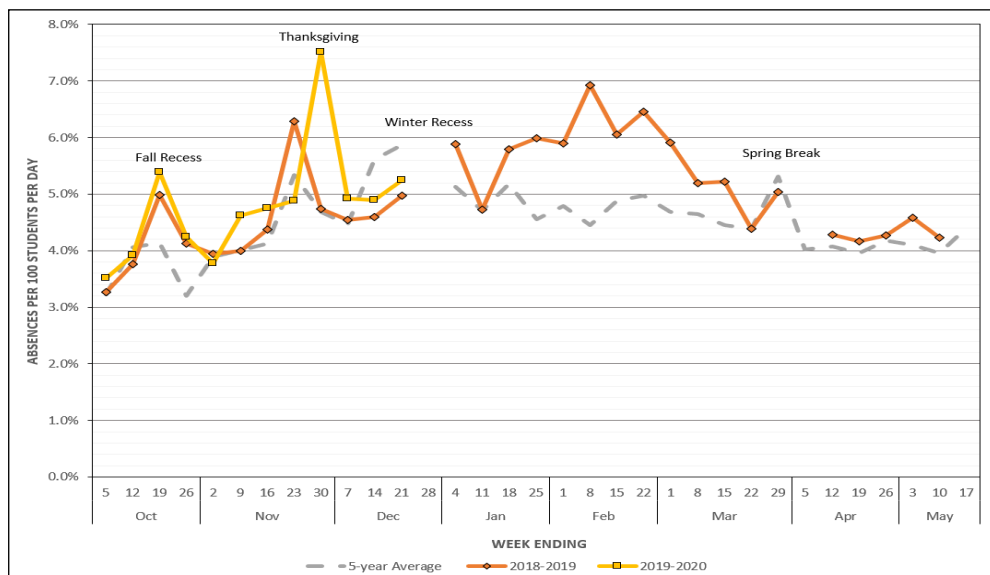
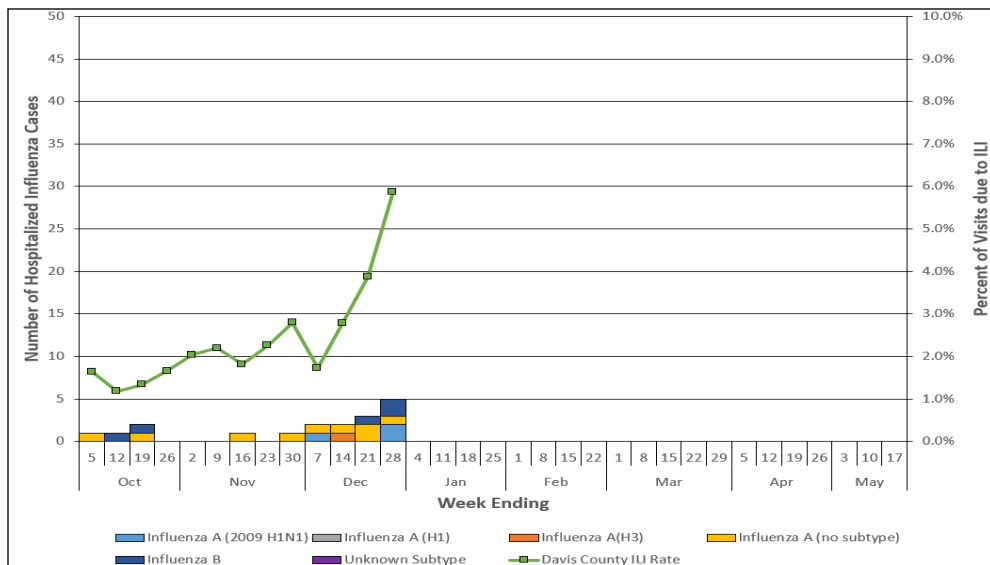


Figure 2. Influenza-like-Illness rate and Hospitalized Influenza Cases, by subtype and admission date, Davis County, 2019-20



INFLUENZA ACTIVITY IN UTAH*

Utah's influenza rate increased to a *moderate* level during Week 52. There were 51 hospitalized influenza cases reported during Week 52 in the state of Utah, with a total of 172 cases so far this season.

Surveillance data for influenza testing in laboratories across Utah indicate that 784 specimens were positive for influenza during Week 52. The predominant circulating virus this week remains influenza B. It is also the predominant circulating virus thus far this season.

*For more information regarding influenza activity in Utah, please visit: <https://bit.ly/2Mx18cT>.

Table 1. Influenza Positive Specimens Tested by Utah Laboratories, 2019-20

Positive Specimens by Type/Subtype	Current Week		Season-to-Date	
	Number	%	Number	%
Influenza A (2009 H1N1)	23	2.9%	110	4.9%
Influenza A (H1)	1	0.1%	1	0.0%
Influenza A (H3)	0	0.0%	21	0.9%
Influenza A (no subtype)	229	29.2%	648	29.0%
Influenza B	531	67.7%	1,451	65.0%
Total	784		2,231	

INFLUENZA ACTIVITY IN THE UNITED STATES**

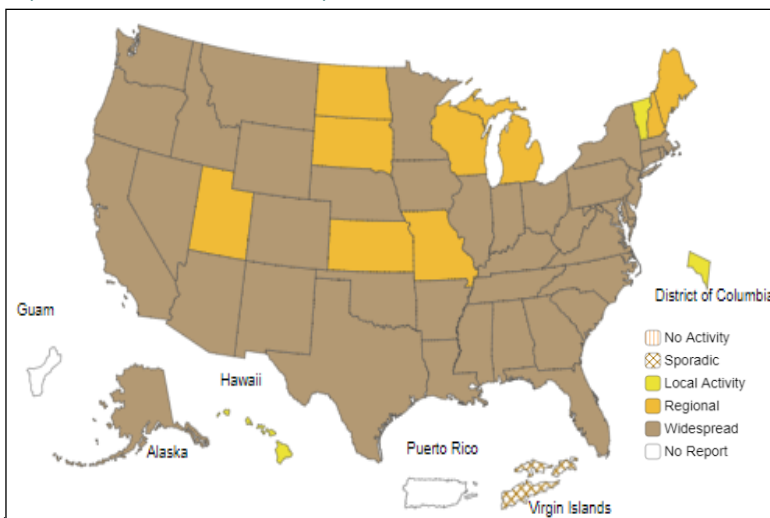
Influenza activity in the United States continues to increase. During Week 51, two states reported *local* activity, nine states (including Utah) reported *regional* activity, and 39 states reported *widespread* activity (see Figure 3).

Collaborating clinical laboratories across the United States reported that 22.1% of respiratory specimens tested were positive for influenza in Week 51. Of those, 30.7% were typed as influenza A and 69.3% as influenza B.

CDC antigenically characterizes virus samples to evaluate vaccine efficacy. Currently, 69.3% of influenza A and 65.0% of influenza B samples are similar to this season's vaccine. CDC also tests for resistance to four antiviral medications (oseltamivir, peramivir, zanamivir, and baloxavir); 99.5% of samples tested show no resistance. Antiviral treatment is recommended as early as possible for patients with severe illness or who require hospitalization.

**For more information regarding influenza activity nationwide, please visit: <https://www.cdc.gov/flu/weekly/>

Figure 3. Weekly Influenza Activity Estimates, Week 51 (December 15 - 21, 2019)



Davis County Health Department
Communicable Disease & Epidemiology
 22 S. State Street · Clearfield, UT · 84015
 801-525-5200 (phone) · (801)525-5210 (fax)
www.daviscountyutah.gov/health



VACCINE INFORMATION

CDC recommends that all persons older than 6 months of age receive an influenza vaccine by the end of October.

Flu shots are available at Davis County Health Department at no out-of-pocket cost for those *with* contracted health insurance.

For those *without* insurance:

- Adults (19+ years) can receive the flu shot for \$30.
- Seniors (65+ years) can receive high-dose Fluzone® for \$45.
- Children and adolescents (<19 years) may receive the vaccine for an \$8 fee.

For additional information, call the Immunizations Hotline at (801) 525-5020.

