

DAVIS COUNTY

INFLUENZA REPORT

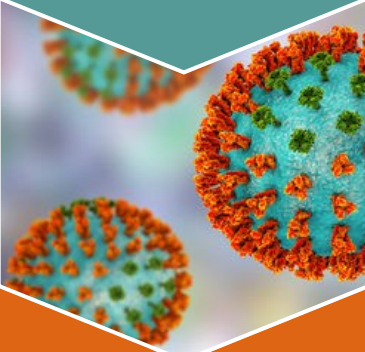
2019-20 Influenza Season Week 40 — Week Ending 10/05/2019

LOCAL SUMMARY

ILI activity level:
MINIMAL

Weekly hospitalizations:
1

Weekly ILI rate:
1.5%



Influenza-like Illness (ILI) is defined as fever (temperature of $\geq 100^{\circ} F$ [$37.8^{\circ} C$]), cough, and/or a sore throat without a known cause other than influenza.

INFLUENZA ACTIVITY IN DAVIS COUNTY

Influenza activity in Davis County is at a *minimal* level so far this season. The average school absence rate for Week 40 (3.52%) is comparable to what was seen last year at this time (see Figure 1). One hospitalized influenza case has been reported in Davis County since the beginning of the season and a few others were reported in the weeks prior. The influenza-like illness (ILI) rate (1.5%) for Week 40 remains low (see Figure 2).

Figure 1. Elementary School Absence Rate, Davis County, 2019-20, 2018-19, 5-Year Average

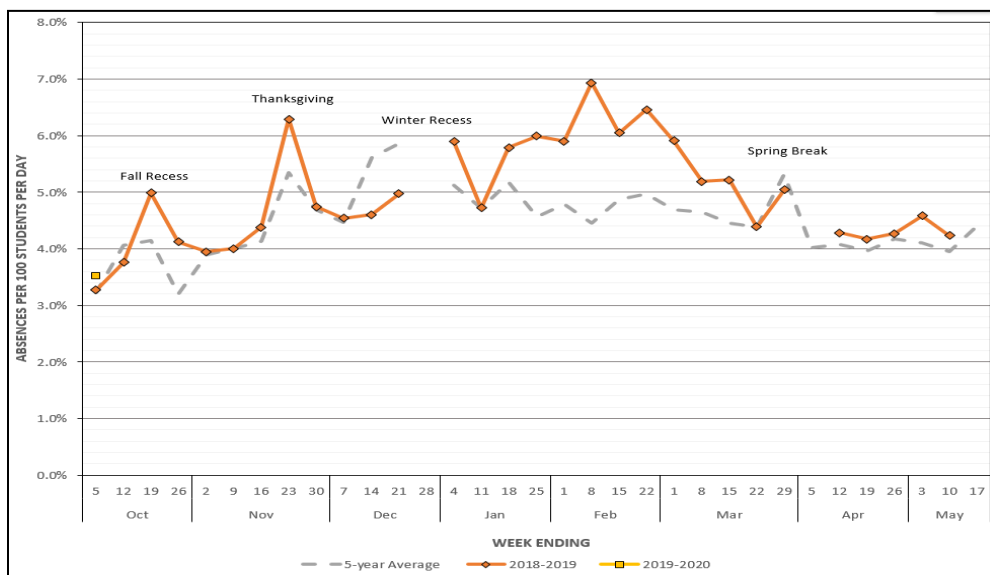
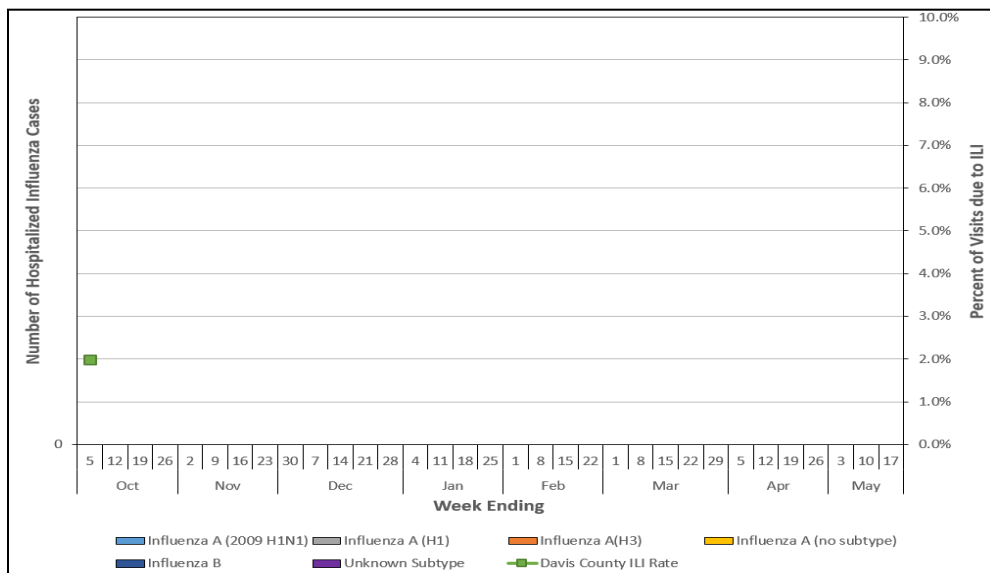


Figure 2. Influenza-like-Illness rate and Hospitalized Influenza Cases, by subtype and admission date, Davis County, 2019-20



INFLUENZA ACTIVITY IN UTAH*

Utah's influenza rate was at a *low* level during Week 40. There have been four hospitalized influenza cases during Week 40 in the state of Utah.

Surveillance data for influenza testing in laboratories across Utah indicate that nine specimens were positive for influenza during Week 40. The predominant circulating virus is influenza A, however, a couple positive influenza B specimens have been reported also.

*For more information regarding influenza activity in Utah, please visit: <https://bit.ly/2Mx18cT>.

Table 1. Influenza Positive Specimens Tested by Utah Laboratories, 2019-20

Positive Specimens by Type/Subtype	Current Week		Season-to-Date	
	Number	%	Number	%
Influenza A (2009 H1N1)	1	11.1%	1	10.0%
Influenza A (H3)	0	0.0%	0	0.0%
Influenza A (no subtype)	6	66.7%	7	70.0%
Influenza B	2	22.2%	2	20.0%
Total	9		10	

INFLUENZA ACTIVITY IN THE UNITED STATES**

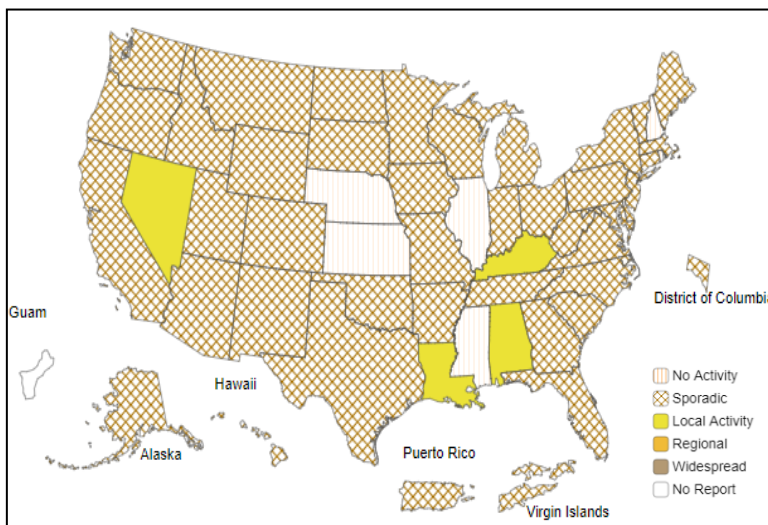
During Week 40, influenza activity is low in the United States but is expected to increase in the coming weeks. Six states reported *no activity* during Week 40, while 40 states (including Utah) reported *sporadic* activity, and four states reported *local* activity (see Figure 3).

Collaborating clinical laboratories across the United States reported that 3.1% of respiratory specimens tested were positive for influenza in Week 40. Of those, 28.4% were typed as influenza A and 71.6% as influenza B.

CDC performs genetic and antigenic characterization of U.S. viruses submitted from state and local laboratories. The specimens are also tested for susceptibility of influenza virus to antiviral medications. Virus characterization data will be updated later this season when a sufficient number of specimens have been tested.

**For more information regarding influenza activity nationwide, please visit: <https://www.cdc.gov/flu/weekly/>

Figure 3. Weekly Influenza Activity Estimates, Week 40 (September 29 - October 5, 2019)



**Davis County Health Department
Communicable Disease & Epidemiology**
22 S. State Street · Clearfield, UT · 84015
801-525-5200 (phone) · (801)525-5210 (fax)
www.daviscountyutah.gov/health

The *Davis County Influenza Report* is published weekly on Thursdays during influenza season. To receive a copy of this report by email/fax, please contact Caitlin Pratt at cpratt@co.davis.ut.us.



VACCINE INFORMATION

CDC recommends that all persons older than 6 months of age receive an influenza vaccine by the end of October.

Flu shots are available at Davis County Health Department at no out-of-pocket cost for those *with* contracted health insurance.

For those *without* insurance:

- Adults (19+ years) can receive the flu shot for \$30.
- Seniors (65+ years) can receive high-dose Fluzone® for \$45.
- Children and adolescents (<19 years) may receive the vaccine for an \$8 fee.

For additional information, call the Immunizations Hotline at (801) 525-5020.

