

DAVIS COUNTY

INFLUENZA REPORT

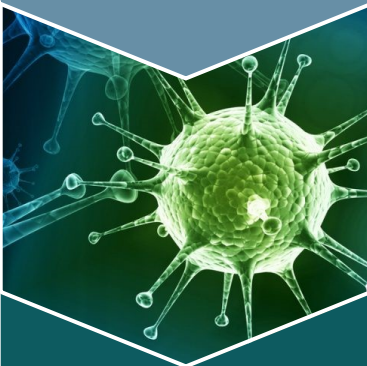
2018-19 Influenza Season Week 18 — Week Ending 05/04/2019

LOCAL SUMMARY

ILI activity level:
MINIMAL

Weekly hospitalizations:
0

Weekly ILI rate:
2.9%



Influenza-like Illness (ILI) is defined as fever (temperature of $\geq 100^{\circ}\text{F}$ [37.8°C]), cough, and/or a sore throat without a known cause other than influenza.

INFLUENZA ACTIVITY IN DAVIS COUNTY

Influenza activity in Davis County continued at a *minimal* level during Week 18. The school absentee rate (4.58%) was slightly elevated compared to rates seen during the same week in previous years. The influenza-like illness (ILI) rate (2.9%) remained comparable and the number of hospitalizations continued to decrease. During Week 18, there were no hospitalized influenza cases, and the season total remained at 151.

Figure 1. Elementary School Absence Rate, Davis County, 2018-19, 2017-18, 5-Year Average

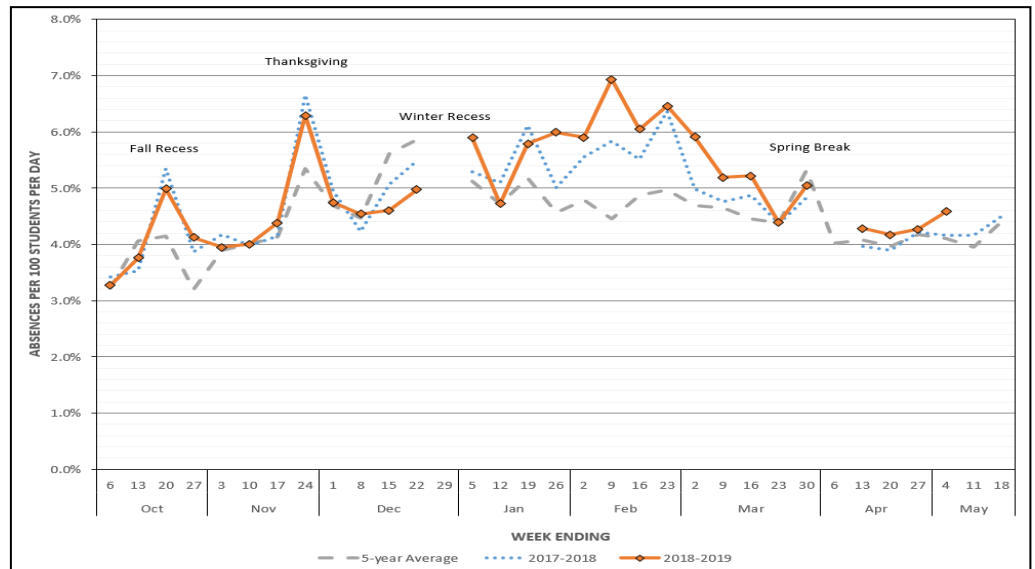
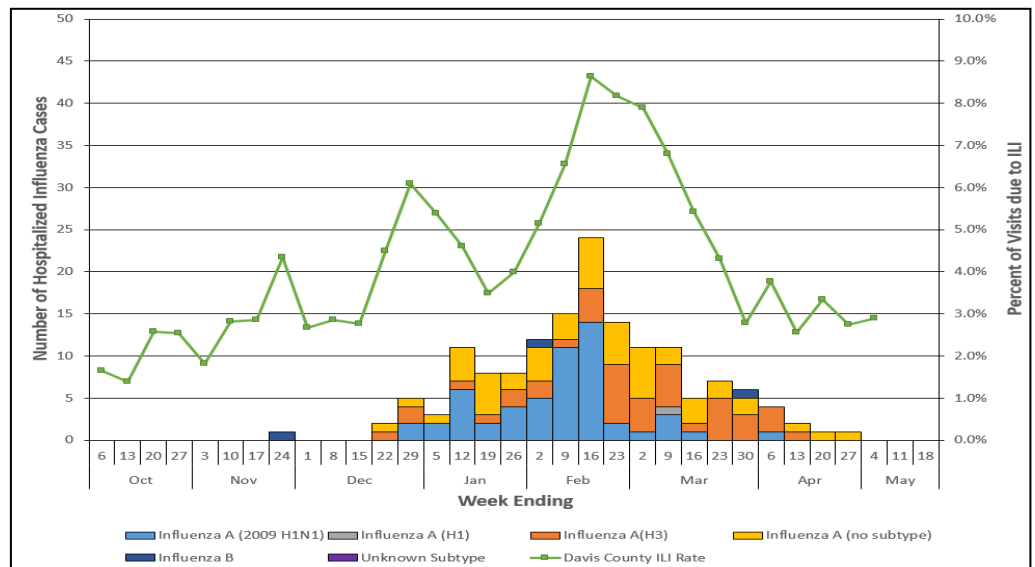


Figure 2. Hospitalized Influenza Cases, by subtype and admission date, Davis County, 2018-19



INFLUENZA ACTIVITY IN UTAH*

Utah's influenza severity estimate was at a *low* level during Week 18 with *regional* activity. Throughout the state, there were five hospitalized influenza cases during Week 18 and there have been a total of 1,769 for the season.

Surveillance data for influenza testing in laboratories across Utah indicated that 23 specimens were positive for influenza during Week 18. The majority (94.6%) of the positive specimens thus far this season have been typed as influenza A. Influenza A H3 remains the predominant subtype circulating, though Influenza A H1N1 accounts for the most cases this season.

*For more information regarding influenza activity in Utah, please visit: <https://goo.gl/xDYnKy>

Table 1. Influenza Positive Specimens Tested by Utah Laboratories, 2018 - 2019

Positive Specimens by Type/Subtype	Current Week		Season-to-Date	
	Number	%	Number	%
Influenza A (2009 H1)	4	17.4%	1,293	15.2%
Influenza A (H1)	0	0.0%	6	0.1%
Influenza A (H3)	5	21.7%	970	11.4%
Influenza A (unsubtyped)	10	43.5%	5,781	68.0%
Influenza B	4	17.4%	457	5.4%
Total	23		8,507	

INFLUENZA ACTIVITY IN THE UNITED STATES**

During Week 17, influenza activity returned to normal levels across the United States. During Week 17, 22 states reported *sporadic* activity, 18 states reported *local* activity, seven states reported *regional* activity (including Utah), and three states reported *widespread* activity (see Figure 3).

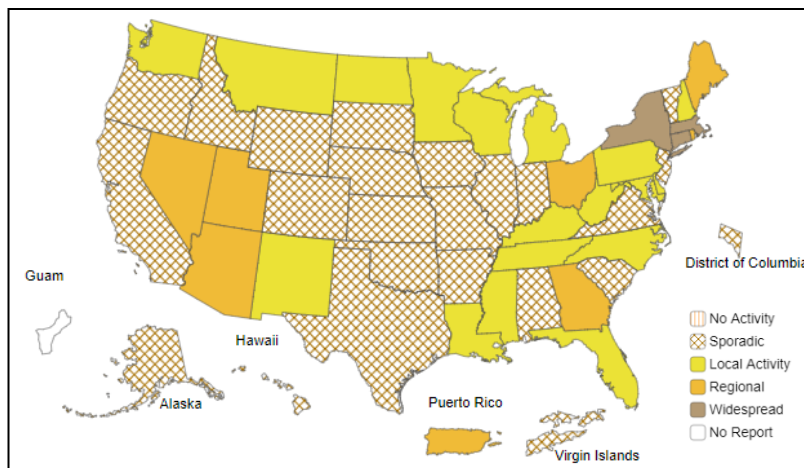
Collaborating clinical laboratories across the United States reported that 5.4% of respiratory specimens tested were positive for influenza in Week 17. Of those, 73.1% were typed as influenza A and 26.9% as influenza B.

Midseason estimates of the 2018-19 influenza vaccine effectiveness indicate that the influenza vaccines have reduced the risk of medically attended influenza-related illness by 47%.

Vaccination reduced the rate of illness due to Influenza A 2009 H1N1 by about 46% among all ages and by about 62% among children under age 18.

**For more information regarding influenza activity nationwide, please visit: <https://www.cdc.gov/flu/weekly/>

Figure 3. Weekly Influenza Activity Estimates, Week 17 (April 21 - 27, 2019)



**Davis County Health Department
Communicable Disease & Epidemiology**
22 S. State Street · Clearfield, UT · 84015
801-525-5200 (phone) · (801)525-5210 (fax)
www.daviscountyutah.gov/health



VACCINE INFORMATION

CDC recommends that all persons older than 6 months of age receive an influenza vaccine.

Flu shots are available at Davis County Health Department at no out-of-pocket cost for those *with* contracted health insurance.

For those *without* insurance:

- Adults (19+ years) can receive the flu shot for \$30.
- Seniors (65+ years) can receive high-dose Fluzone® for \$45.
- Children and adolescents (<19 years) may receive the vaccine for a \$8 fee.

For additional information, call the Immunizations Hotline at (801) 525-5020.



**Davis
COUNTY**