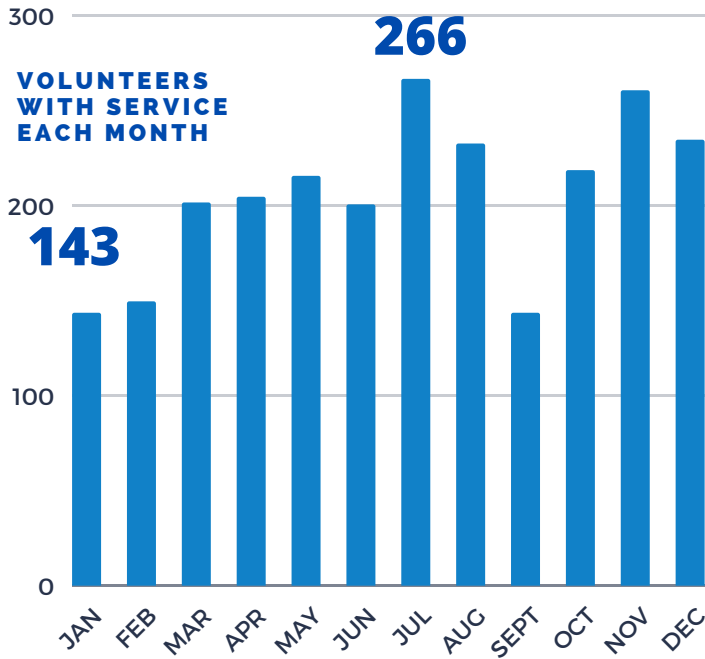


ANIMAL CARE

2021



VOLUNTEERS WITH SERVICE

On average, over **200 volunteers** come each month to participate in service at Animal Care.

160% increase in comparison to last year's average of 77 volunteers each month.

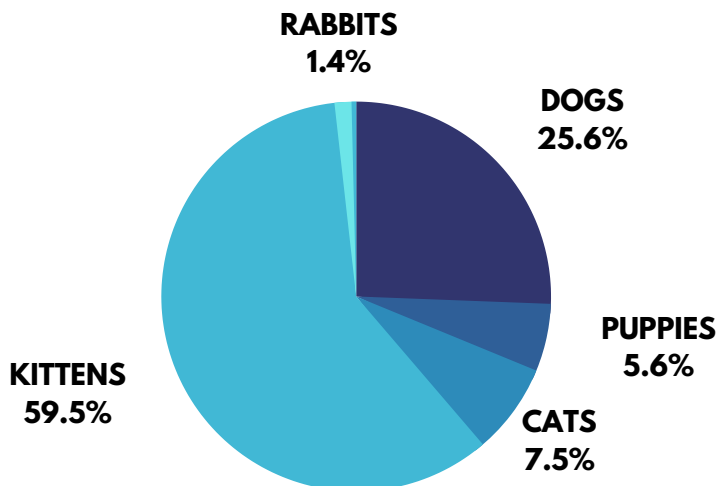
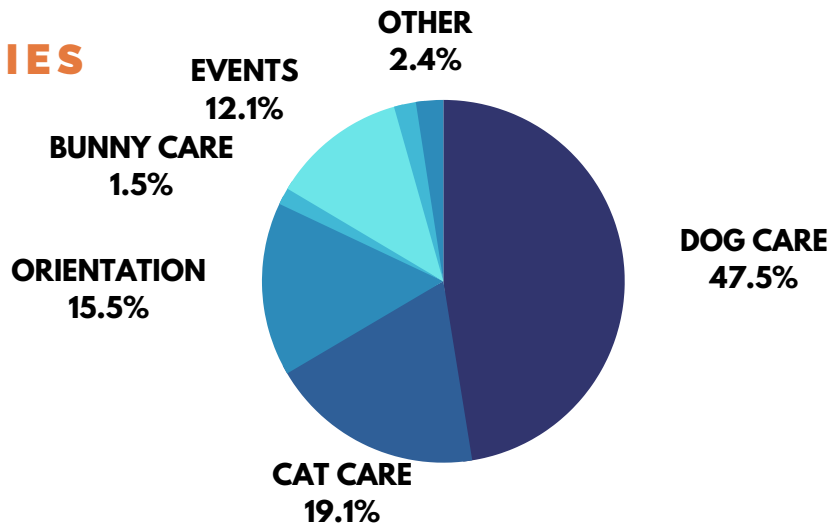
Last year's service hours calculated to 4,324:18. This year's service hours calculated to **7,979:15 (85% INCREASE)**.

At an hourly rate of \$28, our volunteers "saved" an average of **\$223,412** by donating their time.

VOLUNTEER OPPORTUNITIES

Dog care volunteers spent over 3000 HOURS while Cat Care volunteers spent over 1200 HOURS. Volunteers spent 1046 HOURS towards Training.

At least 14% of Cat Care services came from our PetSmart/UpTown Volunteers.



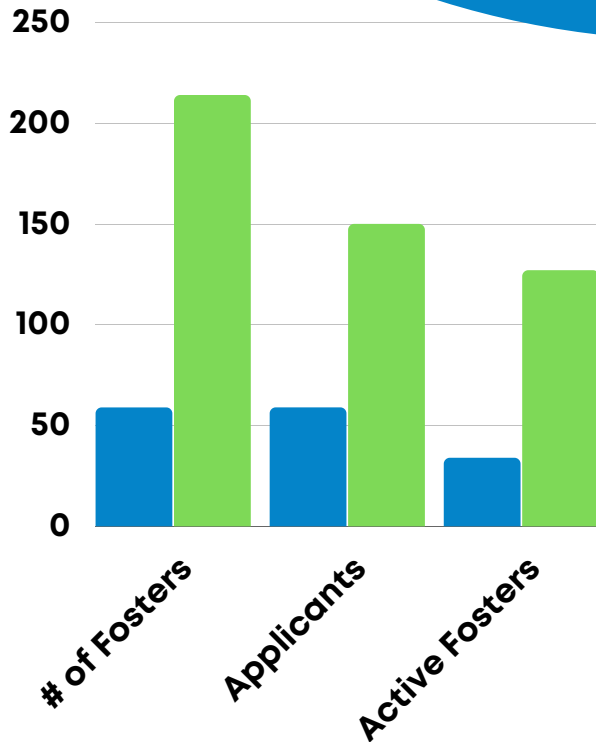
FOSTERING SERVICES

Our Fostering Program has been growing over this past year. With the help of our new Foster Coordinator, it will be able to grow and become more successful in 2022.

ACDC had over **467 kittens** fostered out to our dedicated Foster Parents this past year. In total, **785 animals** were hosted by our Foster Parents.

FOSTER PROGRAM

2021



 2020 stats
 2021 stats

FOSTER FAMILIES

We gained a lot of new foster families in 2021. We ended the year with **214** registered fosters families, and **127** active fosters.

263% increase compared to just 59 fosters in 2020.

We had **150** new applicants in 2021, a **154%** increase over 2020.

ANIMALS FOSTERED

Our Fostering Program has been growing over this past year.

ACDC had over **467** kittens, **59** cats, **44** puppies, **202** dogs and **11** rabbits fostered out to our dedicated Foster Parents this past year.

In total, **785** animals were hosted by our Foster Parents.

